
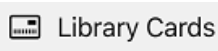


OverDrive eBooks and Audiobooks at Kitsap Regional Library

Quick Start: All you need is an internet connection and a library card



Android or Apple Device: eBooks & audio

1. **Install** the *Libby by OverDrive* app from the App Store or Google Play.
2. **Open** app and tap **Hi!**
3. **Tap Find My Library** and **follow** prompts.
4. **Tap** the menu icon. 
5. **Tap Library Cards.** 
6. **Tap Sign In.**
7. Choose a title; **tap Borrow.**
8. **Tap Open Book** to enjoy.

Kindle Paperwhite or Kindle Fire: eBooks

1. Go to krl.lib.overdrive.com in your web browser.
2. Choose a title; **tap Borrow.**
3. **Enter** library card number and password.
4. **Tap Loans.**
5. **Tap Read now with kindle.**
6. **Tap Get Library Book.**
7. **Sign in** with your Amazon ID and password at amazon.com
8. **Choose** which Kindle device to deliver to. **Tap Continue.**
9. **Go to Books** tab (Fire) or home screen (Paperwhite) on your device.
10. **Tap** title to enjoy.

Kindle Fire: audio

1. **Install** the *OverDrive* app from Google Play.
9. **Open** app and **follow prompts to log in** with your library card.
10. **Tap** the menu icon.  Under **Libraries**, **tap Add.**
11. **Search** for Kitsap Regional Library. **Tap** library name, then **tap** star next to name.
12. **Tap Kitsap Regional Library** to browse the catalog.
13. Choose a title; **tap Borrow.**
14. **Enter** library card number and password.
15. **Tap Loans.**
16. **Tap Download MP3 audiobook.**
17. **Tap** the menu icon.  **Tap Bookshelf.**
18. **Tap** title to enjoy.